



MY12 E-Class Coupe & Cabriolet Dealer Ordering Guide

Product Management
August 2011

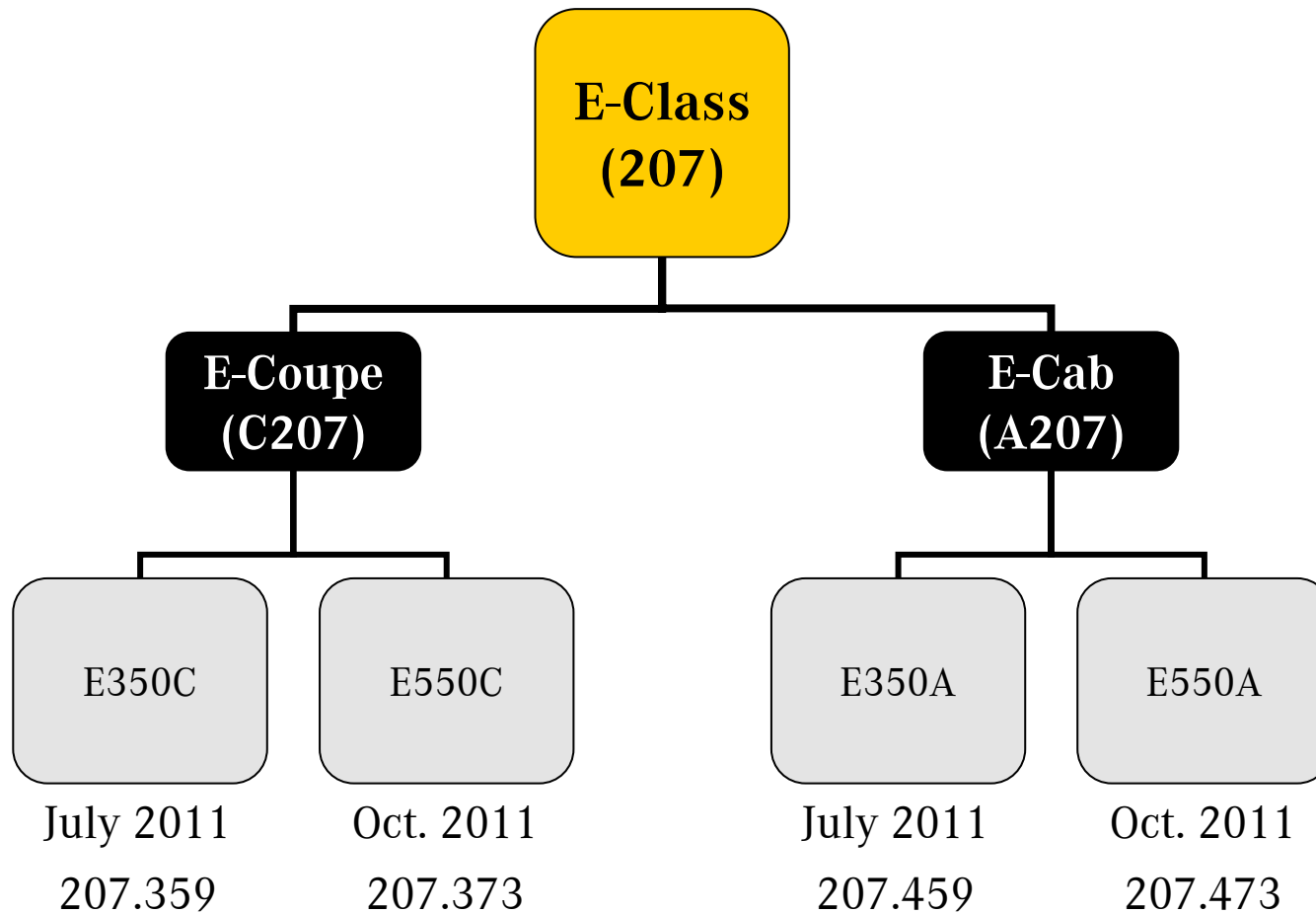


MY12 E-Class C & C Primary Ordering Information

<u>Slide</u>	<u>Contents</u>
3	- Models
4	- Engines / Transmissions
5	- Highlights
6	- Paint
7	- Cabriolet Soft Tops
8	- Upholstery
9	- Trim
10	- Wheels
11	- Steering Wheels
12-13	- Packages
14-16	- Options
17-19	- Specifications



MY12 E-Class Coupe & Cabriolet (207) Portfolio





MY12 E-Class C & C Engines / Transmissions

- New 3.5L V6 for E350
 - 302 hp / 273 lb-ft
 - 7G-TRONIC PLUS 7-Speed Automatic
- New 4.6L Bi-turbo V8 for E550
 - 402 hp / 443 lb-ft
 - 7G-TRONIC PLUS 7-Speed Automatic

Direct Injection



MY12 E-Class Coupe & Cabriolet Highlights

- LED Daytime Running Lamps are standard for both E350 and E550
 - Both E350 and E550 will have standard the straight bar design that was an option on the E350 in MY11.
- New steering wheels allow full Driver Assistance Package functionality
 - E-Coupe/Cabriolet are now further aligned with E-Sedan/Wagon
 - Also new Lane Tracking Package
- Shift paddles are now standard for both E350 and E550 (previously only E550)
- Media Interface relocated to center console
- Color instrument cluster
- Electromechanical steering standard on V8s
- LED license plate lighting



MY12 E-Class Coupe & Cabriolet Paint

- 040 - Black



- 197 - Obsidian Black Metallic



- 230 - Quartz Blue Metallic



- 590 - Mars Red



- 650 - Arctic White



- 755 - Steel Grey Metallic*



- 775 - Iridium Silver Metallic



- 792 - Palladium Silver Metallic



- 786 - Olivine Grey Metallic - **New**



- 799 - Diamond White Metallic

Additional Charge - \$795



- 890 - Lunar Blue Metallic - **New**




*Temporarily unavailable as of June 2011 production (see Netstar Vehicle Distribution & Logistics Newsletter dated 4/15/11). Please check back here and on Netstar for updates.



MY12 E-Class Cabriolet Soft Tops


- 740 - Black Soft Top



- 744 - Blue Soft Top



- 745 - Beige Soft Top



- 746 - Red Soft Top

- Red Soft Top color is similar to that of new 257 - Red Leather



MY12 E-Class Coupe & Cabriolet Upholstery



- 201 - Black Leather
- 801 - Black Premium Leather

- 205 - Almond / Mocha Leather
- 805 - Almond / Mocha Premium Leather

- 208 - Ash / Dark Grey Leather
- 808 - Ash / Dark Grey Premium Leather

- 254 - Natural Beige / Black Leather

- 257 - Red / Black Leather



Sport concept also available via SPC for 201/801, 205/805, & 208/808
- Black dash, Black Headliner, Black Carpets, etc.



MY12 E-Class Coupe & Cabriolet Trim

- 731 – Burl Walnut Wood Trim

Available with 201/801, 205/805, &
208, 808




- 736 – Black Ash Wood Trim

Available with 254 & 257 (and SPC
leathers)





MY12 E-Class Coupe & Cabriolet Wheels



1. E350 Standard 17 in. (R52)
2. E550 Standard 18 in. (R32)
3. Optional 18 in. Sport (795)*

*795 = 321pkg, comes with blue star and laurel center cap



MY12 E-Class Coupe & Cabriolet Steering Wheels

Note: These images are from the CLS. Only the steering wheels themselves are valid for C/A 207. i.e. please ignore gauge clusters, interior colors, etc.



E350 / E550 Standard



E550 Appear. Pkg.
(321pkg)



E350 / E550 Wood Trim Pkg.
(318pkg)

• Wood/Leather (318pkg) can be ordered with Appearance Package (321pkg), but on the E550 Appear. Pkg. wheel will be replaced in this case with a normal Wood/Leather wheel.



MY12 E-Class C & C Optional Packages (1 of 2)

P01pkg – Premium 1 Package

E350 / E550: \$4,000

- 049/518 – iPod/ MP3 Media Interface
- 218 – Rearview Camera
- 403 – AIRSCARF (Cabriolets only)
- 512 – COMAND Navigation
- 536 – Sirius Satellite Radio
- 540 – Power Rear-Window Shade (Coupes only)
- 810 – Premium Sound System
- 873 – Heated Front Seats

P02pkg – Premium 2 Package

E350 / E550: \$6,450

All contents of Premium 1 Package, plus:

- 401 – Heated & Active Ventilated Front Seats
- 600 – Headlamp Cleaning System
- 608 – Adaptive Highbeam Assist
- 615 – Bi-Xenon Headlamps w/Active Curve Illum.
- 619 – Corner Illuminating Lamps
- 875 – Heated Windshield Washer Reservoir
- 889 – KEYLESS-GO



MY12 E-Class C & C Optional Packages (2 of 2)

993pkg – Lane Tracking Package

E350 / E550: \$850

234 – Blind Spot Assist

476 – Lane Keeping Assist

318pkg – Wood Trim Package

E350 / E550: \$780

284 – Wood / Leather Shift Knob

289 – Wood / Leather Steering Wheel

997pkg – Driver Assistance Package

E350 / E550: \$2,950

233 – DISTRONIC PLUS (with PRE-SAFE® Brake)

237 – Active Blind Spot Assist

238 – Active Lane Keeping Assist

321pkg – Appearance Package

E350 / E550: \$1,990 / 1,270

277 – 3-Spoke Sport Steering Wheel (V8 only)

409 – Multicontour Front Seats

486 – AGILITY CONTROL Sport Suspension (V6 only)

795 – 18" AMG Twin 5-Spoke Alloy Wheel

950 – AMG Sport Package [incl. perforated front brake discs with painted calipers (std. E550) and aluminum pedals with rubber studs]



MY12 E-Class C & C Stand-Alone Options

	E350C	E350A	E550C	E550A
063 - Metallic Paint	\$720	\$720	\$720	\$720
230 - PARKTRONIC (with Parking Guidance)	\$970	\$970	\$970	\$970
293 - Rear Side Airbags	\$420	\$420	\$420	\$420
359 - mbrace - in-vehicle services	\$660	\$660	\$660	\$660
8xx - Premium Leather Upgrade (801, 805, 808)	\$1,370	\$1,370	\$1,370	\$1,370
873 - Heated Front Seats	\$750	\$750	\$750	\$750

Note: All prices estimated



MY12 E-Class C & C VPC Accessories

	E350C	E350A	E550C	E550A
067 - Illuminated Door Sills	\$750	\$750	\$750	\$750
068 - Wheel Locks	\$140	\$140	\$140	\$140
070 - Chrome Door Handle Inserts	\$60	\$60	\$60	\$60
104 - Rear Trunklid Spoiler	\$300	\$300	\$300	\$300
129 - Rear Spoiler Kit (Trunklid & Roof)	\$600	N/A	\$600	N/A

Note: All prices estimated



MY12 E-Class C & C SPC Options

	E350C	E350A	E550C	E550A
R01 - Performance Tires (requires 321pkg)	No charge	No charge	No charge	No charge
251 - Black Sport Leather	No charge	No charge	No charge	No charge
255 - Almond / Black Sport Leather	No charge	No charge	No charge	No charge
258 - Ash / Black Sport Leather	No charge	No charge	No charge	No charge
851 - Black Sport Premium Leather	\$1,370	\$1,370	\$1,370	\$1,370
855 - Almond / Black Sport Premium Leather	\$1,370	\$1,370	\$1,370	\$1,370
858 - Ash / Black Sport Premium Leather	\$1,370	\$1,370	\$1,370	\$1,370

*All SPC sport leathers require 736 Black Ash Wood Trim

Note: All prices estimated



MY12 E-Class Coupe & Cabriolet Specs (1 of 3)

	E350 Coupe [Cabriolet]	E550 Coupe [Cabriolet]
Engine Configuration	3.5L V6	4.6L Bi-turbo V8
Horsepower (hp)	302 @ 6,500 rpm	402 @ 5,000-5,750 rpm
Torque (lb-ft)	273 @ 3,500-5,250 rpm	443 @ 1,600-4,750 rpm
Max. Engine Speed	7,000 rpm	6,300 rpm
Displacement (cc)	3,498	4,663
Engine Block Angle (degrees)	60	90
Bore (mm)	92.9	92.9
Stroke (mm)	86.0	86.0
# Valves per cylinder	4	4
Compression	12.0 : 1	10.5 : 1
Transmission	7G-TRONIC PLUS	7G-TRONIC PLUS
Transmission Speeds	7	7
Drive Configuration	Rear Wheel Drive	Rear Wheel Drive



MY12 E-Class Coupe & Cabriolet Specs (2 of 3)

	E350 Coupe [Cabriolet]	E550 Coupe [Cabriolet]
Acceleration 0-60mph (sec.)	6.1 [6.3]	4.9 [5.0] (est.)
Fuel Economy City/Hwy (mpg)	17 / 24 [17 / 23]	16 / 24 [16 / 23] (est.)
Gas Guzzler Tax	\$0	\$0 (est.)
EPA Rating / CARB Rating	Bin5 / ULEV	Bin5 / ULEV (est.)
Turning Circle (ft.)	35.3	35.3
Wheelbase (in.)	108.7	108.7
Length / Height / Width* (in.)	185.0 / 54.8 [55.0] / 79.3	185.0 / 54.8 [55.0] / 79.3
Curb weight (lbs.)	3,619 [3,883]	3,773 [4,048]
Trunk Capacity (cu. ft.)	13.3 [11.5]	13.3 [11.5]
Trunk Capacity - Top Down (cu. ft.)	N/A [8.8]	N/A [8.8]
Fuel Tank (gallons)	17.4	17.4
Headroom Front / 2 nd Row (in.)	36.8 [38.3] / 35.5 [36.2]	36.8 [38.3] / 35.5 [36.2]
Legroom Front / 2 nd Row (in.)	42.0 / 32.6 [30.1]	42.0 / 32.6 [30.1]
Shoulder Room Front / 2 nd Row (in.)	54.1 / 48.9 [47.8]	54.1 / 48.9 [47.8]

* Width includes mirrors. Width without mirrors = 70.3 in.



MY12 E-Class Coupe & Cabriolet Specs (3 of 3)

	E350 Coupe [Cabriolet]	E550 Coupe [Cabriolet]
Standard Front Wheel	7.5 x 17.0 ET45.0	8.0 x 18.0 ET45.0
Standard Rear Wheel	8.5 x 17.0 ET49.0	8.5 x 18.0 ET49.0
Standard Front Tire Size	235 / 45 R17	235 / 40 R18
Standard Rear Tire Size	255 / 40 R17	255 / 35 R18
Standard Tire Type	All-Season	All-Season
Front Brake	Single Piston Sliding	Single Piston Sliding
Front Brake Size (in.)	12.7 / 1.3	14.2 / 1.4
Rear Brake	Single Piston Sliding	Single Piston Sliding
Rear Brake Size (in.)	11.8 / .9	11.8 / .9
Front Suspension	3-Link, Agility Control	3-Link, Dynamic Handling
Rear Suspension	5-Link, Agility Control	5-Link, Dynamic Handling
Track Width Front / Rear (in.)	60.8 / 60.6	60.8 / 60.6
Coefficient of Drag (Cd)	.27 [.29]	.28 [.30]